



FERREBASTONES

CHOLULA S.A. DE C.V.

ENERO



www.ferrebastonescholula.mx



MACHUELO FRACCION 1/8-40 NC ESTAN C/10

CL10788

MACHUELO FRACCION 5/16-18 NC ESTAN C/5

CL10817

MACHUELO FRACCION 5/32-32 NC ESTAN C/10

CL10794

MACHUELO FRACCION 5/16-24 NF FINO C/5

CL10820

MACHUELO FRACCION 3/16-24 NC ESTAN C/10

CL10800

MACHUELO FRACCION 3/8-16 NC ESTAN C/5

CL10823

MACHUELO FRACCION 1/4-20 NC ESTAN C/10

CL10811

MACHUELO FRACCION 3/8-24 NF FINO C/5

CL10826

MACHUELO FRACCION 1/4-28 NF FINO C/10

CL10814

MACHUELO FRACCION 7/16-14 NC ESTAN C/5

CL10829



MACHUELO FRACCION 7/16-20 NF FINO C/5

CL10832

MACHUELO FRACCION 5/8-18 NF FINO C/3

CL10850

MACHUELO FRACCION 1/2-13 NC ESTAN C/5

CL10835

MACHUELO FRACCION 3/4-10 NC ESTAN C/3

CL10853

MACHUELO FRACCION 1/2-20 NF FINO C/5

CL10838

MACHUELO FRACCION 9/16-18 NF FINO C/3

CL10844

MACHUELO FRACCION 5/8-11 NC ESTAN C/3

CL10847



MACHUELO P/TUBO NPT 1/8 - 27 C/5


CL10899

MACHUELO P/TUBO NPT 1/4 - 18 C/5

CL10900

MACHUELO P/TUBO NPT 3/8 - 18 C/3

CL10901



BROCA ACERO A/V 1/64 GREENFIELD C/10

CL292697

BROCA ACERO A/V 3/32" GREENFIELD C/10

CL292702

BROCA ACERO A/V 1/32" GREENFIELD C/10

CL292698

BROCA ACERO A/V 7/64" GREENFIELD C/10

CL292703

BROCA ACERO A/V 3/64" GREENFIELD C/10

CL292699

BROCA ACERO A/V 1/8" GREENFIELD C/10

CL292704

BROCA ACERO A/V 1/16" GREENFIELD C/10

CL292700

BROCA ACERO A/V 9/64" GREENFIELD C/10


CL292705

BROCA ACERO A/V 5/64" GREENFIELD C/10

CL292701

BROCA ACERO A/V 5/32" GREENFIELD C/10

CL292706



BROCA ACERO A/V 11/64" GREENFIELD C/10

CL292707

BROCA ACERO A/V 17/64" GREENFIELD C/10

CL292713

BROCA ACERO A/V 3/16" GREENFIELD C/10

CL292708

BROCA ACERO A/V 9/32" GREENFIELD C/10

CL292714

BROCA ACERO A/V 13/64" GREENFIELD C/10

CL292709

BROCA ACERO A/V 19/64" GREENFIELD C/5

CL292715

BROCA ACERO A/V 15/64" GREENFIELD C/10

CL292711

BROCA ACERO A/V 5/16" GREENFIELD C/5



CL292716

BROCA ACERO A/V 1/4" GREENFIELD C/10

CL292712

BROCA ACERO A/V 21/64" GREENFIELD C/5

CL292717



BROCA ACERO A/V 11/32" GREENFIELD C/5

CL292718

BROCA ACERO A/V 27/64" GREENFIELD C/5

CL292723

BROCA ACERO A/V 23/64" GREENFIELD C/5

CL292719

BROCA ACERO A/V 7/16" GREENFIELD C/5

CL292724

BROCA ACERO A/V 3/8" GREENFIELD C/5

CL292720

BROCA ACERO A/V 29/64" GREENFIELD C/5

CL292725

BROCA ACERO A/V 25/64" GREENFIELD C/5

CL292721

BROCA ACERO A/V 15/32" GREENFIELD C/5

CL292726

BROCA ACERO A/V 13/32 GREENFIELD C/5


CL292722

BROCA ACERO A/V 31/64" GREENFIELD C/5

CL292727

BROCA ACERO A/V 1/2" GREENFIELD C/5

CL292728



BURIL A/V DE 3/8 = 44516 C/5

CL66006

BURIL A/V DE 1/2 = 44520 C/5

CL66008



BURIL DE COBALTO 5/16 = 44545 C/10

CL66105

BURIL DE COBALTO 3/8 = 44547 C/5

CL66106



BROCA SDS PLUS 1/4" X 12" CLEVELAND C/5

CL871208

BROCA SDS PLUS 5/16" X 12" CLEVELAND

CL871210



BROCA P/VIDRIO&CERAMICA 5/16" C/5

CL882810

BROCA P/VIDRIO&CERAMICA 1/2" C/5

CL883116

BROCA P/VIDRIO Y CERAMICA 3/16 C/10


CLC882506

BROCA P/VIDRIO Y CERAMICA 1/4 C/10

CLC882508

BROCA P/VIDRIO Y CERAMICA 3/8 C/5

CLC883112



***** BROCA PARA CONCRETO*****

CL89000

BROCA PARA CONCRETO DE 3/8X4 EMP/10

CL890412

BROCA PARA CONCRETO DE 1/8X3 EMP/10

CL890304

BROCA PARA CONCRETO DE 1/4X6 EMP /10

CL890608

BROCA PARA CONCRETO DE 5/32X3 EMP /10

CL890305

BROCA PARA CONCRETO 5/16-6 EMP/5

CL890610

BROCA PARA CONCRETO DE 3/16X4 EMP/10

CL890406

BROCA PARA CONCRETO DE 3/8X6 EMP/5

CL890612

BROCA PARA CONCRETO DE 1/4 X4 EMP/10

CL890408

BROCA PARA CONCRETO DE 7/16X6 EMP/5


CL890614

BROCA PARA CONCRETO 5/16X4 EMP/10

CL890410

BROCA PARA CONCRETO DE 1/2X6 EMP/5

CL890616



BROCA PARA CONCRETO DE 5/8X6 EMP /10

CL890620

BROCA PARA CONCRETO DE 5/8X12 EMP/5

CL891320

BROCA PARA CONCRETO DE 3/4X6 EMP /10

CL890624

BROCA PARA CONCRETO DE 3/4X12 EMP/5

CL891324

BROCA PARA CONCRETO DE 1/4X12 EMP /10

CL891308

BROCA PARA CONCRETO DE 5/16X12 EMP /10

CL891310

BROCA PARA CONCRETO DE 3/8X12 EMP /10

CL891312

BROCA PARA CONCRETO 1/2-12 EMP/10

CL891316



BROCA 51/64" ZANCO DE 1/2" CLEVELAND

CL55451



BROCA 19/32" ZANCO DE 1/2" CLEVELAND

CLC20738

BROCA 33/64" ZANCO DE 1/2" CLEVELAND

CLC20733

BROCA 39/64" ZANCO DE 1/2" CLEVELAND

CLC20739

BROCA 17/32" ZANCO DE 1/2" CLEVELAND

CLC20734

BROCA 5/8" ZANCO DE 1/2" CLEVELAND

CLC20740

BROCA 35/64" ZANCO DE 1/2" CLEVELAND

CLC20735

BROCA 41/64" ZANCO DE 1/2" CLEVELAND

CLC20741

BROCA 9/16" ZANCO DE 1/2" CLEVELAND

CLC20736

BROCA 21/32" ZANCO DE 1/2" CLEVELAND

CLC20742

BROCA 37/64" ZANCO DE 1/2" CLEVELAND

CLC20737

BROCA 43/64" ZANCO DE 1/2" CLEVELAND

CLC20743



BROCA 11/16" ZANCO DE 1/2" CLEVELAND

CLC20744



BROCA 13/16" ZANCO DE 1/2" CLEVELAND

CLC20751-I

BROCA 45/64" ZANCO DE 1/2" CLEVELAND

CLC20745-I

BROCA 27/32" ZANCO DE 1/2" CLEVELAND

CLC20752

BROCA 47/64" ZANCO DE 1/2" CLEVELAND

CLC20747

BROCA 7/8" ZANCO DE 1/2" CLEVELAND

CLC20753

BROCA 3/4" ZANCO DE 1/2" CLEVELAND

CLC20748

BROCA 29/32" ZANCO DE 1/2" CLEVELAND

CLC20754

BROCA 49/64" ZANCO DE 1/2" CLEVELAND

CLC20749-I

BROCA 15/16" ZANCO DE 1/2" CLEVELAND

CLC20755

BROCA 25/32 ZANCO DE 1/2" CLEVELAND

CLC20750-I

BROCA 1" ZANCO DE 1/2" CLEVELAND

CLC20757-I



BROCA 1-1/16 ZANCO DE 1/2" CLEVELAND

CLC20758

BROCA 1-1/8 ZANCO DE 1/2" CLEVELAND

CLC20759

BROCA 1-1/4 ZANCO DE 1/2" CLEVELAND

CLC20761

BROCA 1-1/2 ZANCO DE 1/2" CLEVELAND

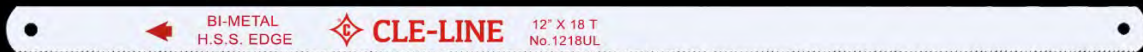
CLC20765

"BROCA 23/32" ZANCO DE 1/2" CLEVELAND

CLC20746

BROCA 1 3/8" ZANCO DE 1/2" CLEVELAND

CLC20763




SEGUETA BIMETALICA 18D CLEVELAND

CLCS1218BI

SEGUETA BIMETALICA 24D CLEVELAND

CLCS1224BI



MACHUELO CARBONO 9/16-12

ZPECL10841

MACHUELO AL CARBONO 1/2-14 NPT C/3

ZPECL10902

LIMA ROTAT CARB SA- 5 DOBLE C.

C17555



LIMA ROTAT CARB SC- 5 DOBLE C.

C17544




LIMA ROTAT CARB SF- 5 DOBLE C.

C17582



LIMA ROTAT CARB SG- 5 DOBLE C.

C17578



LIMA ROTAT CARB SL- 4 DOBLE C.

C17567



EXTRACTOR PARA TORNILLO NO. 1

C17170



EXTRACTOR PARA TORNILLO NO. 2

C17171



EXTRACTOR PARA TORNILLO NO. 3

C17172




EXTRACTOR PARA TORNILLO NO. 4

C17173


EXTRACTOR PARA TORNILLO NO. 5

C17174



MANERAL RECT1/16- 1/4 CLE LINE

C67201



BROCA BLK&GLD 1/16" PUNTA 135°

C69339

BROCA BLK&GLD 3/16" PUNTA 135°

C69347

BROCA BLK&GLD 5/64" PUNTA 135°

C69340

BROCA BLK&GLD 7/32" PUNTA 135°

C69349

BROCA BLK&GLD 3/32 PUNTA 135°

C69341

BROCA BLK&GLD 1/4-E" PUNTA 135°

C69351

BROCA BLK&GLD 7/64" PUNTA 135°

C69342

BROCA BLK&GLD 9/32" PUNTA 135°

C69353

BROCA BLK&GLD 1/8" PUNTA 135°

C69343

BROCA BLK&GLD 5/16" PUNTA 135°

C69355

BROCA BLK&GLD 9/64" PUNTA 135°

C69344

BROCA BLK&GLD 3/8" PUNTA 135°

C69359

BROCA BLK&GLD 1/2" PUNTA 135°

C69367

BROCA BLK&GLD 7/16" PUNTA 135°

C69359



BIT BARREL BLACK & GOLD 1/16"-1/2" X 1/64" (29.PZAS)

C69385



BROCA ZR 1.00MM

290100

BROCA ZR 8.00MM

290800

BROCA ZR 2.00MM

290200

BROCA ZR 9.00MM

290900

BROCA ZR 3.00MM

290300

BROCA ZR 10.00MM

291000

BROCA ZR 4.00MM

290400

BROCA ZR 11.00MM

291100

BROCA ZR 5.00MM

290500

BROCA ZR 12.00MM

291200

BROCA ZR 6.00MM

290600

BROCA ZR 7.00MM

290700

SÍGUENOS EN REDES SOCIALES



@Ferrebastonescholula